

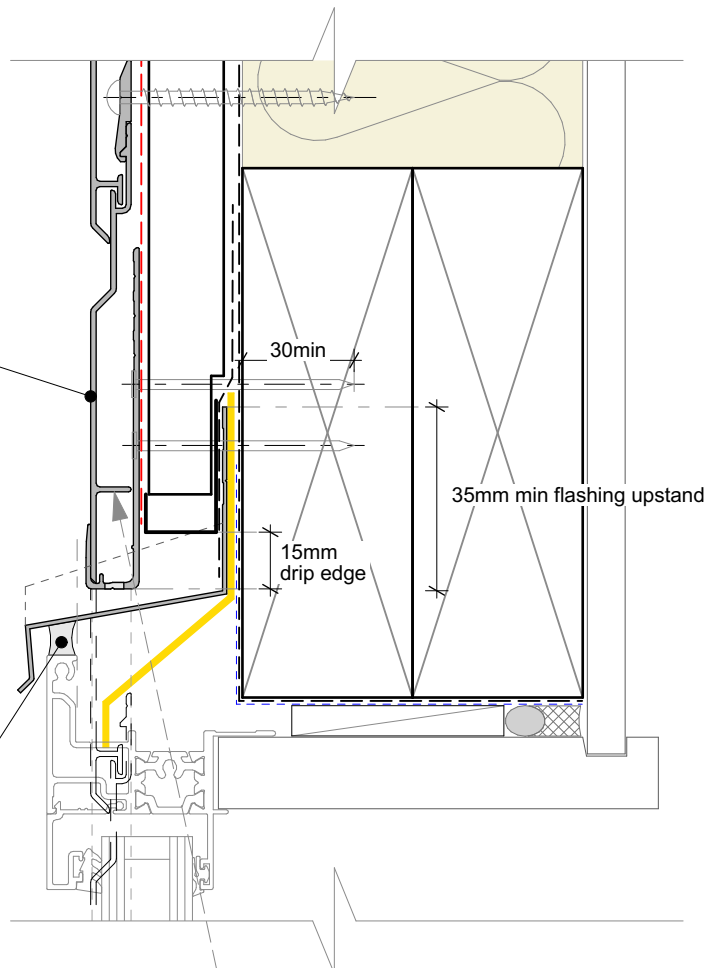
### Selected Nu-Wall cladding

Notched around window head flashing

### NOTE:

Some detail notes omitted for clarity refer to NW-HOC-019 for complete head section drawings

Sealant for Very High to Extra High wind zones.

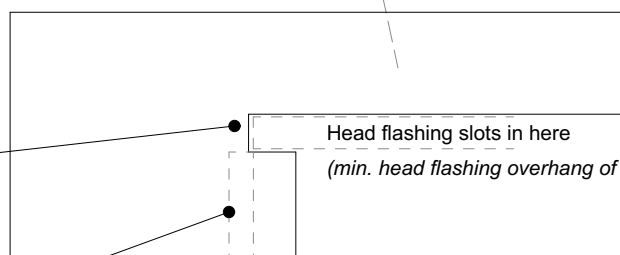


Board notched for window

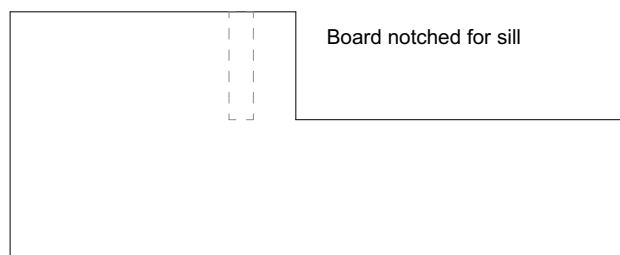
Head flashing slots in here

(min. head flashing overhang of 50mm as per E2/AS1)

15mm profiled closed cell foam insert end caps to suit profile of cladding



Board notched for sill



### Note:

- Where possible, set out boards so to have a full/un-notched board running above the head flashing.

### Cavity batten note:

- 20mm single castellated timber battens required for all Nu-Wall installations.
- Batten to have 15° slope for moisture egress
- Allow 6mm gap between vertical and horizontal battens
- Sill and head battens to be max. 500mm with a 6mm gap to each segment
- 18mm single castellated battens are available from Nu Wall for all vertical applications to wall junctions and jambs
- Proprietary Nu-Wall Alibat is available as an alternative when a structural non-combustable cavity batten is required

Interactive assembly  
instructions available  
<http://wksp.nz/nw-hoc-win2>



Get WORKINGSPEC from  
Apple App Store/Google Play



**nu-wall**  
CLADDING

## Nu-Wall cladding horizontal on cavity

### Notching board around window head and sill

NW-HOC-027.02

Drawn by: Nu-Wall

Date: 02/07/2025

Checked by: RL, GT

Scale: NTS

© 2021 copyright in this document is the property of Nu-Wall Aluminium Cladding Limited. All rights reserved. Nu-Wall is a registered trademark of Aluminium Product Brands NZ Limited